



US00D598120S

(12) **United States Design Patent**
Mai et al.

(10) **Patent No.:** **US D598,120 S**

(45) **Date of Patent:** **** Aug. 11, 2009**

(54) **PEDICURE SINK**

(76) Inventors: **Theresa Mai**, 1418 Flanders field La.,
Sugar Land, TX (US) 77478; **Trinh**
Dang Tran, 463 Le Van Sy, Phuong 12,
Quan 3, Hochiminh City (VN)

(**) Term: **14 Years**

(21) Appl. No.: **29/323,062**

(22) Filed: **Aug. 15, 2008**

(51) **LOC (9) Cl.** **24-02**

(52) **U.S. Cl.** **D24/204; D24/213**

(58) **Field of Classification Search** D24/200–205,
D24/212–213; D28/56, 61; D6/336, 495;
601/6, 15, 64, 157–158, 30–32; 607/44;
4/622, 574.1

See application file for complete search history.

(56) **References Cited**

U.S. PATENT DOCUMENTS

D429,380 S *	8/2000	Fontier et al.	D28/56
D435,937 S *	1/2001	Back et al.	D28/61
D457,018 S	5/2002	Park	
D561,903 S	2/2008	Ton	
D568,485 S *	5/2008	Ton	D24/204
D571,018 S	6/2008	Ton	
D571,961 S	6/2008	Nguyen	
D574,502 S	8/2008	Ton	
2006/0101572 A1 *	5/2006	Masuda	4/541.5

* cited by examiner

Primary Examiner—Cathron C Brooks

Assistant Examiner—Melanie Levy

(74) *Attorney, Agent, or Firm*—John Karl Buche; Buche &
Associates, P.C.

(57) **CLAIM**

The ornamental design for a pedicure sink, as shown and
described.

DESCRIPTION

FIG. 1 is a perspective view of a pedicure sink including our
new design as implemented in conjunction with a pedicure
tub, whereby the dashed lines of the pedicure tub form no part
of the claimed design;

FIG. 2 is a perspective view of the pedicure sink showing our
new design, whereby the dashed plumbing lines form no part
of the claimed design;

FIG. 3 is a front elevational view of the pedicure sink;
whereby the dashed plumbing lines form no part of the
claimed design;

FIG. 4 is a rear elevational view of the pedicure sink, whereby
the dashed plumbing lines form no part of the claimed design;

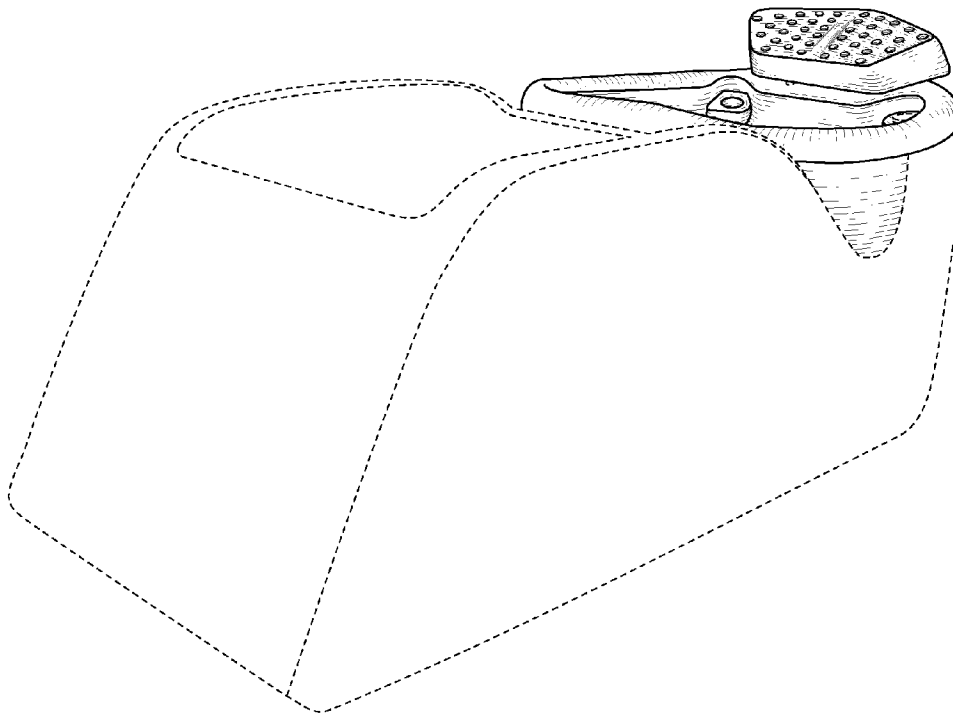
FIG. 5 is a right side elevational view of the pedicure sink;

FIG. 6 is a left side elevational view of the pedicure sink;

FIG. 7 is a top view of the pedicure sink, whereby the dashed
lines form no part of the claimed design; and,

FIG. 8 is a bottom view of the pedicure sink, whereby the
dashed plumbing lines form no part of the claimed design.

1 Claim, 4 Drawing Sheets



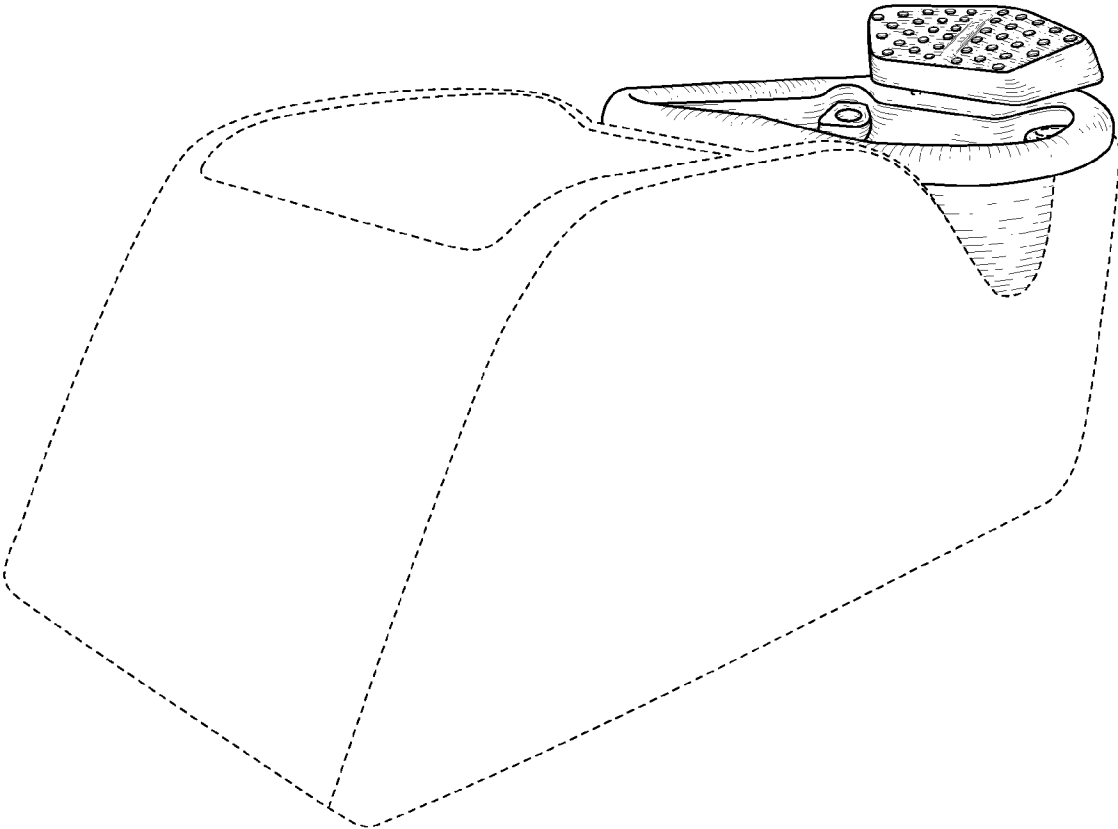


FIG. 1

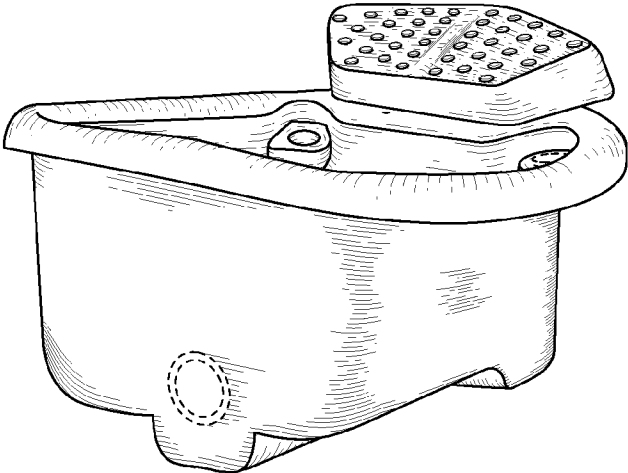


FIG. 2

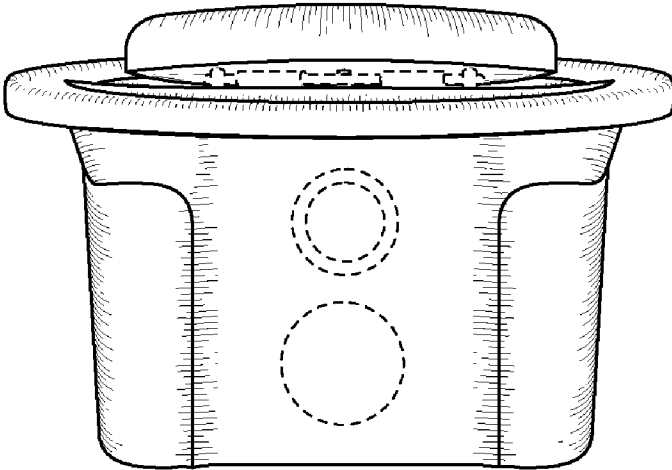


FIG. 3

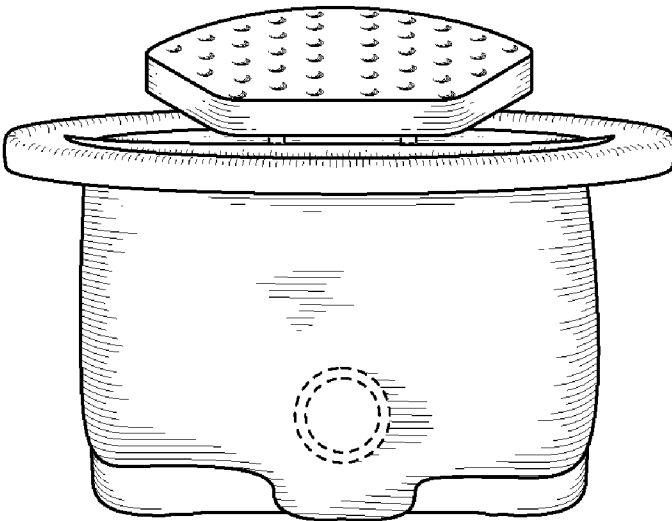


FIG. 4

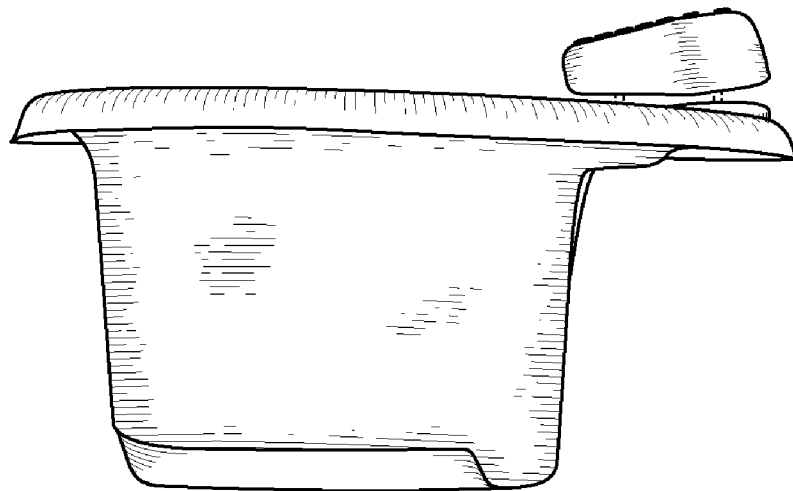


FIG. 5

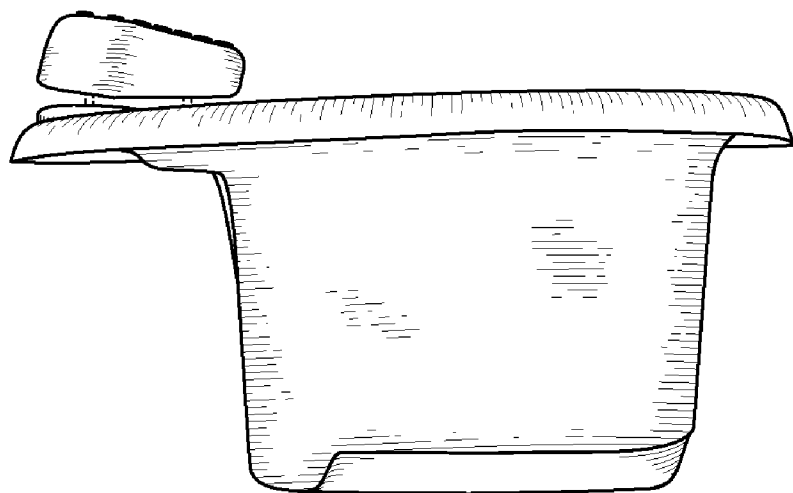


FIG. 6

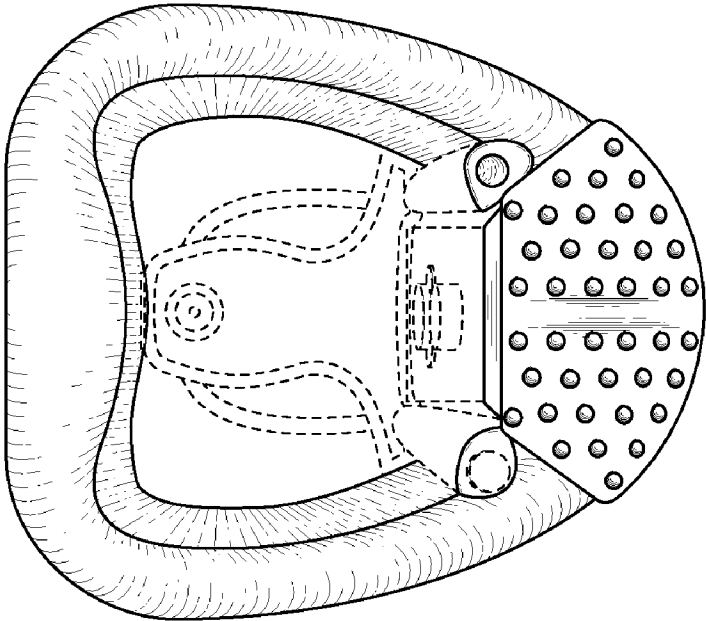


FIG. 7

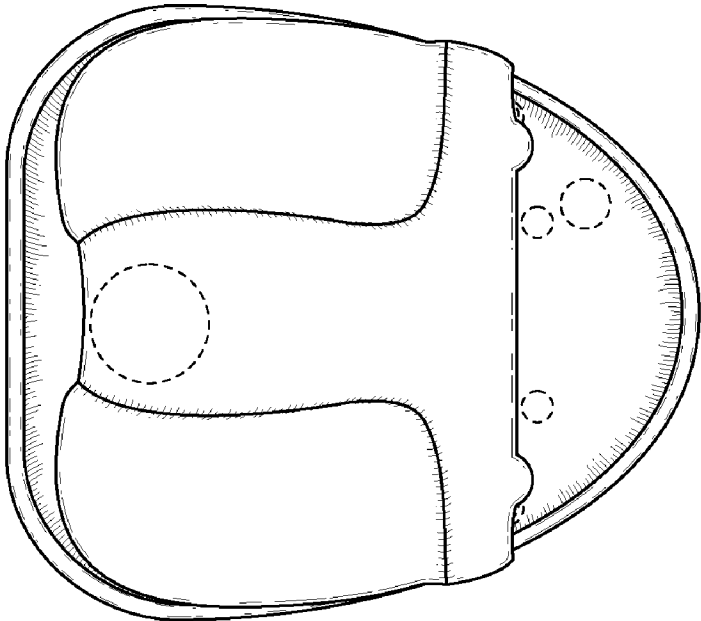


FIG. 8